

April 2023 Newsletter

President's Letter

Hi Everyone, Happy Spring! As spring is now in full swing with wild changes in weather, we have just a few meetings left before our summer break! Remember that during the summer we will be sponsoring a couple of sew days for those that may want to participate and get together with other guild members for some sewing! One item I would like to share is that the Board agreed to be a sponsor for The Association of Connecticut Fairs State Quilt Contest 2023, Adult Pieced Machine Quilted category. Information can be found at <https://www.ctagfairs.org/p/news--resources/contests/quilt-contest> and their site will also list the various events here <https://www.ctagfairs.org/events/filters/iso=1>. Some examples of area events are [Simsbury Grange Agricultural Fair](#), Berlin Fair, Riverton Fair, Goshen Fair, along with many others. This is a great way to get quilting noticed by more people so please consider entering items that qualify for the State level contest as well as other items to showcase what we all love! I look forward to seeing you all at the April meeting!

Pam

President's Letter	1
Nominating Committee	2
Treasurer's Update	3
Quilt Show	3
By Law Changes	4
Socials	4
ABC Quilts	4
June Challenge	4
Programs/Workshops	5-6
Retreats	6
Hang a Quilt Day	7
Mystery Night	8-11
Neonatal Quilts	12
Sunshine	13
NEQM Guest Passes	13
Sew Thankful Quilters	13
Advertisements	13
Area Quilting Events	14
Membership	15
Photos to Instagram	15
Board & Committees	15

Nominating Committee

Calling all Members – we need **YOUR** help!

Since our last meeting, the nominating committee has not received a single, additional nomination! These roles are vital to the future of our Guild. Have you been thinking about how you might volunteer?

Please take a minute to consider one of them...

Board Position	Description	Nominations Received
Vice President Current member in role: Caroline Berman	Fills in for the President, takes on small projects and has the pleasure of facilitating Show & Tell at our meetings. The VP shadows the President as preparation to become President the following year.	0
Secretary Current member in role: Bridget Shanley	Captures and publishes the meeting minutes for the Board of Directors monthly meeting and any general Guild meeting that includes a membership vote. The Secretary also coordinates making the President's Quilt.	0
Publicity Current member in role: Brenda Lisitano	In partnership with our Web Master and Quilt Show Chair, posts on social media, submits announcements to local social media boards and/or newspapers, keeping FVQI "in the news".	0
Programs Current members in role: Kathi Maglia and Ellyn Mansfield	We need a friend for Kathi Maglia who is continuing in her role on Programs. So much fun to partner and find great speakers and workshops for all of us to enjoy!	1
Socials Current member in role: Susan Underwood	Coordinate our December and June Socials for the Guild. Many hands make light work here – this role coordinates the event and collaborates with volunteers to bring them to life! We love our socials in the Guild!	0
Quilt Show Chair Current member in role for the 2022 Quilt Show: Maureen Hulsart	Coordinate the activities to plan and execute our Quilt Show. This event is THE major source of income that funds all our programs! NOTE: Nearly ALL the 2022 Show Committee Members are staying on for the 2024 Show!	0

If interested in learning more and how you can help support our Guild, please reach out to myself or the current member serving!

Thank you in advance for continuing to support the activities of our Guild – without a Board of Directors, we will not continue to thrive!

Caroline Berman, VP & Chair, Nominating Committee Mobile: 860-944-9566
email: chbermanct@comcast.net

Treasurer's Update

All accounts are current, balanced, and in good standing. Each year the Guild Treasurer arranges to have a Financial Review done of the Guild books. The Board has decided that every other year we will hire a professional CPA firm to do a Financial Review and in the off years we will look for volunteers within the Guild membership. Last year we had a professional firm do this review. This year we are looking for two people, with some financial background, who would be willing to review the Guild's Financial Records and produce a report. If you are interested or know of someone who would be willing to volunteer their time, please contact [Anne Dodge, Treasurer.](#)

Quilt Show

Quilt Show 2024 Volunteers Needed

By **Maureen Hulsart**



Please don't breeze past this article. It is important to the future of this Guild that we plan to earn an income to pay for speakers, insurance, events, etc. The only income-generating event we have is our Quilt Show and Raffle Quilt.

As you know, I have been asking for a person or a team to step up and assume responsibility for the 2024 Quilt Show for the past 6 months. It's very easy to sit back and wait/hope the next guy will step-up. It's also easy to find excuses not to volunteer...I'm busy, my knees hurt, etc. etc. Those were two of the things I kept thinking and using as a reason not to take-on the show chair responsibilities. Well, I did volunteer and I was never sorry. I will admit I was a little nervous in the beginning, but I got over that fast.

As Show Chair you will get a TON of support from committee members, the general membership and me. I met a lot of ladies who I knew their faces, but not their names. Now I know more about them personally and they are a great group to work with.

Initial planning of the 2024 show should commence soon and we need some leadership. I am available to answer any questions you might have. Feel free to contact me at home or email me at musiconthestreet@comcast.net. We can meet for a cup of coffee if you would like a face to face meeting.

Please don't wait for the next guy to step up, give back to the Guild with your time and ideas.

By Law Changes

A few minor changes to the Guild By Laws and Quilt Show By Laws have been approved by the Board. Please review them. There will be a vote by the membership at the May meeting.

Summary:

Treasurer is changed to one two year term.

Quilt Show Chair has 90 days to submit a final report to the Board.

Read the details in the complete By Laws on our Website under Members only and then under By Law Revisions.

Socials

June 21st is the date of our upcoming Guild Social. We will be seeking volunteers to kindly contribute an hors d'oeuvre or dessert. It would also be appreciated if anyone is able to lend a few summer-themed centerpieces for the tables. We hope you plan to show off your lovely quilting items in our Show and Tell. Look for the Socials sign-up sheet starting this month if you would like to contribute something delicious.

We have also scheduled the Summer Sew-In dates of July 19 and August 16 at the First Church of Christ, located at 689 Hopmeadow St., Simsbury. This FREE event is open to all guild members to enjoy sewing on whatever you like for the day, pack a brown bag lunch for yourself or visit a local restaurant, and spend time quilting together. It will be held in (air conditioned) Palmer Hall from 9-3pm. You may attend one or both dates. Please sign up between now and the June meeting to help us plan for the number of interested participants. The more, the merrier! Remember to mark your calendar.

Sue Underwood

ABC Quilts

All is quiet for the ABC committee. We will be working on the design and kits for the next batch of ABC quilts to be distributed to members who wish to participate in the fall. In the meantime, if anyone has any questions, please reach out to either Peggy Thomsen or Kathie Fallon.

June Challenge

Due at the June 2023 Meeting

Make a quilted item using 3 colors only. The colors must be chosen by finding 3 paint chips where the first letters of the paint names match your initials. For example my initials are DLC and I wanted to make a quilt with purple, teal and green; I found **D**usty Violet, **L**agoon and **C**alabash. The fabric can be a print but should primarily be the colors on the paint chips. As usual, the item can be a quilt, clothing, placemat etc., but must be finished (quilted). Bring your item in June along with the paint chips.

Contact Diane Calkin: dlcalkin@gmail.com with any questions.

Programs and Workshops

A PDF Printout of programs is available on our Website: FVQuilter.org

Please contact Program Co-Chairs Kathi Maglia (kmmaglia@comcast.net) or Ellyn Mansfield (elhmansfield@gmail.com) with any questions or suggestions for speakers.

Programs Lineup:

April 19, 2023

Lecture: - Trends, Joys, Issues and Experiences of Quilt Shop Ownership with Vivian Lazich. From the store in Simsbury, Viv will share her insights and experience with owning and operating Sew Inspired Quilt Shop & Studio. Get a behind the scenes look at what is involved.

May 17 & 18 - Kathie Beltz- www.KathieBeltz.com

Trunk show and lecture: Easy Color for Quilters Confused by the color wheel? Do you know how to use the color wheel to choose colors for your quilts? This lecture breaks down all the technical color terms into easy, everyday English so that any quilter can understand them. Then those terms are related directly to quilts during the trunk show. Once you understand the basics, you can apply them to your quilts and watch them sparkle!

Workshop: Rangely Star Wall Quilt –

On Thursday, May 18 from 10AM – 4PM, there will be a six hour workshop. This project received its name because the streamlined construction of the star points was conceived while Deb Tucker was working at a quilt retreat in Rangeley, Maine. (In 2013 Kathie became a Certified Instructor for Studio 180 Design, Deb Tucker's Tool and Technique Company.)

You will create a wall quilt featuring a pieced 17" central star block surrounded by a cluster of 14 smaller stars in the borders. Using Deb's techniques and tools, it becomes a simple design to construct, but it looks so much more difficult. Finished size: 32" x 42"

The Tucker Trimmer 1 and Quilter's Magic Wand are required for this workshop. These tools are available from the instructor during class or are available at your local quilt shop.

Fee for the workshop is \$45.00; please bring your own lunch or cash for local purchase. The workshop will be held at the Avon Congregational Church, 6 West Main St., Avon, Ct. 06001.



Programs and Workshops (cont'd)

September 20, 2023

Barn Quilts with Ruth McWilliams - a leader in the "TAUNY" Barn Quilt Movement.

Public art and public buildings are coming together in a movement that is sweeping upper New York state- barn quilts. Together with Traditional Arts in Upstate New York (TAUNY), Ruth McWilliams will explore the barns and buildings where these unique "quilts" hang and tell their stories.

She will provide an overview about barn quilts from inspiration to installation and in her workshop she will guide participants in painting their own barn quilts.

Workshop Thursday, September 21, 2023

"WHIRLWIND WORKSHOP" –

BARN QUILTING BASICS IN ONE DAY with Ruth McWilliams

All participants will create mini barn quilts measuring 12x12 inches, selecting a design from a limited number of traditional patterns.

All participants will be provided with a Medium Density Overlay (MDO) board; sanded and primed.

During the workshop participants will draw their selected design on their board; tape their design for painting; paint using exterior paint with brushes, and rollers.

Cost \$50.00. The maximum number is 15. The location and time of the workshop have not been established.

This will be an all day workshop.

All those participating must be able to stand for several hours at a time and be able to bend over tables to draw designs as well as to tape and paint boards. All participants are encouraged to wear comfortable shoes and clothes appropriate for painting.

Retreats

Planning for the November retreat is underway, mark your calendars for November 1-5, 2023. There is a 4 night option (arriving Wednesday) and 3 night option (arriving Thursday) available, \$370 for 4 nights and \$320 for 3 nights, meal service begins with Thursday dinner. Chair massages will be offered as well, which is a separate charge paid by you directly to Maureen of Unwind Muscular Therapy. We will also be offering sewing machine servicing and cleaning at the retreat, also a separate charge paid directly to Anthony of Sewing Machine Service & Repair. Anthony has been servicing machines at the November retreat for several years.

Registration will begin at the May meeting. Registration will open to non-guild members beginning July 1st. Your \$100 non-refundable deposit holds your spot, with the balance due at the September meeting, or by mail by October 1st.

If you have been to the retreat in the past, please come again, you know how much fun it is! If you haven't been to our retreat yet, please try it out, it's a great way to get to know your fellow guild members in a relaxed and fun environment.

Please feel free to contact me with any questions, kkerr8994@yahoo.com or (860) 970-1570.

Katha

Hang a Quilt Day

Connecticut Hang-a-Quilt Day is Saturday, June 17
(Rain date June 18) 9 AM to 4 PM

Connecticut Hang-a-Quilt Day is an open air quilt show sponsored by our guild that was started in 2019. It is a way to show the art of quilting to everyone. The premise is that everyone may hang a quilt outside their home over a chair, from a window, over a rail, from a clothesline or any other creative way to display one or more quilts. No registration or requirements--just hang a quilt for the day.

The guild will also be hanging quilts on the iron fence (using clothes line) at the Cemetery in the center of Simsbury as well as the wooden fence around the Historical Society both of which are on Hopmeadow Street for anyone who would like. We will need at least 2 responsible people for each location. The quilts are not monitored during the day, but we have never had any issues. It is your responsibility to bring your quilt in the morning and pick it up by 4 PM that afternoon. You may also find other public places to display your quilt. I hang a chicken quilt at Flamig Farm in Simsbury. No limit to where or how you display them.

We will again be distributing rack cards throughout the state at Guilds and Quilt shops announcing the event. Help from the members in distributing these will be necessary. We will have these cards in April and will need to be distributed within a month.

There are just a few small jobs to help with, so if you can give some time, please call me at 860-748-1775.

Susan Elliott



Connecticut Hang -A-Quilt Day

*Sponsored by
Farmington Valley Quilters, Inc.*



June 17, 2023

(Rain-date June 18)

*Showcase the art & beauty of quilting
with this open-air quilt show!*

- Hang a quilt outside your house – on your garage, clothesline, fence, tree or chair
- Ask a local business if you can display a quilt for the day
- Post a picture on social media with **#CTHangAQuiltDay**

No cost or registration required.



FVQUILTER.ORG

Mystery Night

Event: Mystery Night 2023

Date and Time: April 14th from 4 PM to 9 PM

Location: Avon Congregational Church, 6 West Main St., Avon, Ct. 06001.

Cost: \$10 (the cost will cover cost of room)

Description: We are meeting up for Mystery Night in April. We have 16 slots at the church to set up machines. We will have a sign up sheet at the next two guild meetings (February and March) along with preparation instructions and what to bring to the event. Members planning to come will need to cut their pieces in advance and then the night of you will be piecing it step by step to reveal the design at the end. If you have any issues or questions with the instructions when you pick them up please feel free to reach out and let me know: Rosemarie.J.Day@gmail.com. It is recommended to either bring food to eat/drinks or look at one of the surrounding restaurants to order from as we will be quilting during the dinner hour. Look forward to seeing you there!

Fabric Requirements

This mystery quilt will result in a quilt top that is approximately 44" by 44" square. Additional fabric will be required for the backing and binding. Binding instructions are not included so that you can choose your favorite method.

Fabric A Background 1 - 7/8 yards

Fabric B Background 2 - 1 and 1/8 yards

Fabric C Focal 1 - 3/8 yards

Fabric D Focal 2 - 3/8 yards

Fabric E Focal 3 - 1/4 yards

Fabric F Focal 4 - 5/8 yards

It is recommended you split your colors into three central groupings.

Background - this is a light color or white patterns, they can be the same but the pattern was designed for these two to be distinctly different.







Focal 1 and 3 - these should be from one color family. The original pattern was designed for these two to be two different patterns of red.

Focal 2 and 4 - these should be from one color family. The original pattern was designed for these two to be two different patterns of blue. Focal 4 will also be your boarder fabric.

Other required tools include:

1. Rotary cutter and mat
2. Rules or various sizes
3. Thread to coordinate your fabrics for piecing
4. Sewing notions as needed (pins, clips, scissors, etc.)
5. Sewing machine, power cord, foot pedal, and threads

Mystery Night – cont'd

Fabric width 44-45 inches	Number of patches	Yardage estimate	
	58	7/8	Background 1
	65	1 + 1/8	Background 2
	20	3/8	Focal 1
	41	3/8	Focal 2
	56	1/4	Focal 3
	29	# 5/8	Focal 4

The estimate for this fabric assumes that long strips ARE pieced



If people are cutting from WOF (not fat quarters)

Background Fabrics

Fabric A: (1) 14" x WOF, (1) 3 7/8" x WOF, (1) 4 1/4" x WOF, (2) 3 1/2" x WOF

Fabric B: (1) 14" x WOF, (1) 4 1/4" x WOF, (2) 3 1/2" x WOF

Fabrics B

Fabric C: (1) 3 7/8" x WOF

Fabric D: (1) 4 1/4" x WOF, (1) 3 1/2" x WOF

Fabrics R


Fabric E: (2) 4 1/4" x WOF

Fabric F: (1) 4 1/4" x WOF

Whatever fabric you want to use for borders, you will need (5) 4 1/2" x WOF strips or whatever you would like for a border

Whatever fabric you want to use for binding, you will need (5) WOF strips of whatever width you like their bindings

Mystery Night – cont'd

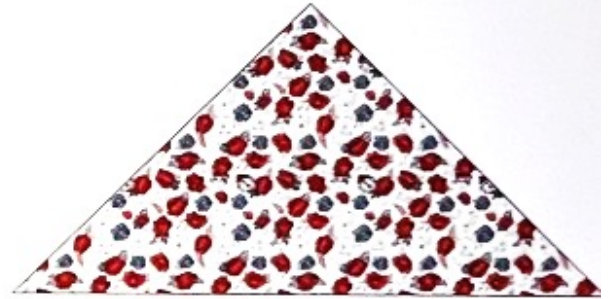
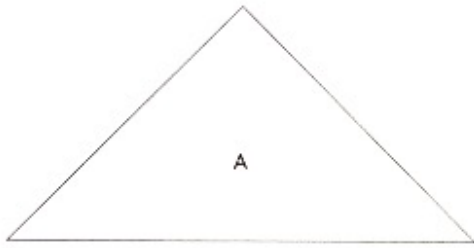


You can cut this pattern for either three fabrics or six. If you decide on three, use the following numbers to cut up your blocks. If you decide on six, you will need

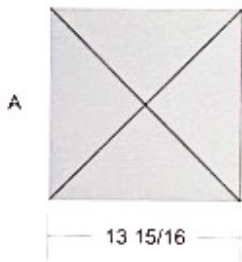
UNIT 4	Background	Fabric B	Fabric R	SIX FABRICS
A	8	4		Split background fabrics in half (background 1 and background 2), so if it says 8 cut 4 blocks in each background fabric. Cut one size triangles in one color B and the other size in the second B color. These should be the same colors you use for that size triangle everywhere. Use first R color.
B	8	8	16	
C	4			
UNIT 5	Background	B	R	
A	2			Use background 1 to make your squares. Cut one size triangles in one color B and the other size in the second B color. These should be the same colors you use for that size triangle everywhere. Use first R color.
B	1	2	2	
UNIT 6	Background	B	R	
A	16	4		Split background fabrics in half (background 1 and background 2), so if it says 8 cut 4 blocks in each background fabric. Cut one size triangles in one color B and the other size in the second B color. These should be the same colors you use for that size triangle everywhere. Use first R color.
B	16	16	32	
UNIT 7	Background	B	R	
A	20	5		There are five blocks in this unit. Three will be cut with background 1 and two cut with background 2. Which means divide by five of the number needed for each. This should use your second R color.
B	20		20	

Mystery Night – cont'd

Unit 1
Background 1 - Cut 2
Background 2 - Cut 2



Cutting Diagrams



Patch Count



Neonatal Quilts

Mother Nature is certainly bringing smiles to our faces these days with her creative strokes of color. Last month's quilt (48) and scent cloth (17) donations gave NICU's Sherri Galvin an additional reason to smile. She shared a truly heartwarming story. The UCONN NICU recently welcomed the smallest baby they'd ever had. Weighing just under one pound at birth, the little guy is so tiny that special precautions must be taken when caring for him. The fact that he is making progress is yet another example of the challenges faced by staff and parents when caring for these "wee babes."

Our quilters do an outstanding job creating neonatal quilts. Scent cloth numbers, however, continue to lag. Often months go by without scent cloth donations. It would be gratifying to see that numbers increase. It is vitally important that these little heads rest on cloth containing a parent's scent.

Please remember the following concerning scent cloths:

- They should be no smaller than 6' x 6" or larger than 8" x 8."
- Use two pieces of flannel sewn together.
- Do Not use batting.
- CAUTION: Due to their delicate and thin skin, the babies' little faces will not tolerate contact with stitching thread.
- THEREFORE; Scent cloths should not be quilted and any stitching should be confined closely to the outer edge.

As a reminder the quilts should be no smaller than 36' x 36' or larger than 40' x 40.' Please sew a label on the back of each quilt. Labels are always available at our table.

REMINDER: Please wash all scent cloths and quilts before submitting.

Thank you for your dedication and support.

Spring into quilting,
Alberta and Phyllis



Sunshine

As a caring Guild, we want to send a cheer card or sympathy card to any member that might need one. In order for us to do this, Kathy Lettieri should be informed if you know of anyone who could use a card from us. If you do, please contact Kathy Lettieri (860-651-8330) or any Board member. Kathy's email is kbakerl@att.net

NEQM Guest Passes

The guild's membership to the NEQM has been renewed and we have received 4 complimentary tickets for anyone interested in visiting there in the next year. If you've ever wondered about this museum, check them out on YouTube where you'll find informative videos on current happenings.

Sew Thankful Quilters

Please join **Sew Thankful Quilters** at the Avon Congregational Church for sewing your charity quilts on the second Thursday of the month from 9:30 to noon. We will be sewing Quilts of Valor, but would welcome anyone who would like to sew charity quilts.

If you have any questions, please call Susan Elliott at 860-748-1775.

Advertisements

If you would like to advertise a service or are looking to sell or buy something related to quilting/sewing, advertise it here. Your advertisement will be in the Newsletter for six months; after which it will be removed.

For Sale: HandiQuilter Avante with Pro-Stitcher. Includes 10' frame, ruler base, secret drawer and original box for the machine. The machine is 9 years old, Pro-Stitcher tablet is 7 years old but has been updated to the latest software version. Approximately 25M stitches, but immaculately maintained. Asking \$10,500. For more information and to come test drive the machine, please call or text Peggy Thomsen at 860-930-8676. The buyer will have to arrange transportation and set up of the machine at your location. 3/23

I am wondering if any member of your guild takes commissions.

I've inherited 40 10" basket pattern blocks which I'd like to have made into two twin-size quilts. When my mother stepped down as president of her quilt club in 2005, the blocks were an outgoing gift from fellow members of the Sunbonnet Sue Quilting Guild in Vero Beach, FL. Each block appears to be in good condition, made of the same fabrics, and signed by each quilter. I also have some extra fabric. I knew many of the quilters, and know they chose (or mom requested) her favorite pattern – the basket; the project is a nostalgic one.

I'm somewhat familiar with quilting, but I don't sew. While I mostly listened and watched, attended guild meetings and shows, quilting was very much my mother's thing – a passion, really.

If you or another member of your guild is able to help me with this project and/or point me in the direction of someone who could, I would appreciate it.

Thank you, and happy quilting!

Meg Fitts

Hartford, CT

mafitts@gmail.com

914-830-1943

4/23

Quilting Events in the Area

New England Quilts Expo

April 20 – 22, 2023

Expo Center at the Double Tree by Hilton

700 Elm Street

Manchester, NH

<https://bnpquilts.com/pages/neqe>

Southford Falls Quilt Guild Auction

April 22, 2023

Immanuel Lutheran Church

25 Great Hill Road

Oxford, CT 06478

<https://www.facebook.com/Southfordfallsquilters/>

14th Annual Winchester Center Quilt and Needle Arts Show

April 22 & 23, 2023

Winchester Center Congregational Church

1 West Road (Route 263)

Winchester Center, CT 06094

<http://www.winchestercentercongregationchurch.org/>

Hands All Around 18 Quilt Show

April 22 - 23, 2023

Robert Crowne Gymnasium

Hampshire College, 893 West St-Route 116,

Amherst, MA

<http://www.handsacrossthevalley.org/>

2023 Festival of Quilts – Maple Leaf Quilters 30th Show

April 22 & 23, 2023

Mount St. Joseph Academy,

127 Convent Avenue, Rutland Vermont 05701

<https://www.mapleleafquilters.org/>

Hannah Dustin Quilt Guild Quilt Show

April 28 – 29, 2023

Hudson Community Center

12 Lions Avenue, Hudson NH 03051

<https://hdqg.org/quilt-show/>

Capital Quilters Quilted Illusions Show

April 28 – 29, 2023

Pembroke Academy

209 Pembroke Rd, Pembroke, NH

<http://www.capitalquiltersguild.com/>

Haddam Neck Congregational Church Quilt Show

April 29 - 30, 2023

Haddam Neck Congregational Church

408 Quarry Hill Road, Haddam Neck CT 06424

<https://haddamneckcongregationalchurch.org>

Chelmsford Quilters Guild Auction

April 24, 2023

St. John the Evangelist Church Hall

115 Middlesex Street, No. Chelmsford MA 01863

<http://www.chelmsfordquiltguild.com/calendar.shtml>

Essex County Needlecraft Guild's 50th Anniversary Exhibit

May 3, 2023

Coolidge Hall, Topsfield Fair Grounds

207 Boston Street, Topsfield MA 01983

<https://ecng.wordpress.com/>

Northern Star Quilter's Guild A World of Quilts

XLII May 6-7, 2023 at the Purchase College

Gymnasium, 735 Anderson Hill Road, Purchase

NY. More info can be found at their website, [A World](#)

[of Quilts XLII](#)

Hearthside Quilt Guild Auction

May 13, 2023

Harwinton Senior Center

209 Weingart Road, Harwinton, CT 06791

<https://sewmanysshows.com/event/hearthside-quilt-guild-auction-harwinton-ct>

Celebrations and Inspirations

June 10 – 11, 2023

Kingswood Oxford School Field House

832 Trout Brook Drive, West Hartford CT 06107

<https://www.ghqg.org/>

Maine Quilts 2023

July 27 – 29, 2023

Augusta Civic Center, 76 Community Drive, Augusta ME

<https://mainequilts.org/>

Flower Power – Juried Quilt Exhibit

Aug. 5 to Sept. 16, 2023

The Brush Art Gallery and Studios

256 Market Street, Lowell MA 01852

<https://thebrush.org/>

Bennington Quiltfest

September 16-17, 2023

747 East Road

Bennington, VT 05201

<https://quietvalleyquilters.com/bennington-quiltfest/>

Quilters by the Sea, RI: Every Quilt Tells a Story

Sept. 30 – Oct. 1, 2023

The Pennfield School

110 Sandy Point Ave., Portsmouth, RI 02871

<http://quiltersbythesea.com/>

Membership

I'm happy to report we have 109 members. Please welcome the four who joined at our last meeting: Brenda Day, Unionville; Chris Murray, Bristol; Sandi Murray, Bristol; and Patti Slason, Bristol. 60 people attended the last meeting.

Kitty Vangunten
Membership

Post Photos to Instagram

FVQI is now on Instagram
Follow us: @farmvalquilters
Any photos you want posted?
Email Lisa Salvatore at:fvquilter@gmail.com

Newsletter Submissions

Due the Friday before the Wednesday Guild Meeting.
Submit to dlcalkin@gmail.com

Submissions for next newsletter due May 12th.

2022-2023 Board Members

President	Pam Stenman
Vice President	Caroline Berman
Membership	Kitty Vangunten
Secretary	Bridget Shanley
Treasurer	Anne Dodge
Programs	Kathi Maglia
	Ellyn Mansfield
Newsletter Editor	Diane Calkin
Publicity	Brenda Lisitano
Social Programs	Sue Underwood
Webmaster	Kitty Vangunten
Quilt Show Chair 2024	Volunteer Needed

Website: Fvquilters.org
Facebook: Farmington Valley Quilters
Instagram: @farmvalquilters

2022-2023 Committee Members

ABC Quilts	Peggy Thomsen
	Kathie Fallon
Fabric Swap Box	Margaret Dooley-Duncan
Friendship Blocks	Linnea Amodio
	Katha Kerr
Hospitality	Donna Gosselin
	Marie Knapps
June Challenge	Diane Calkin
Library	Anne Dodge
	Lois Palmer
	Kitty Vangunten
Mystery Night	Rose Day
Neonatal Quilts	Alberta Culley
	Phyllis Small
Sunshine	Kathy Lettieri
Photographer	Volunteer Needed
Retreats	Katha Kerr
CT Hang-a-Quilt-Day	Susan Elliott
	Connie Beilstein